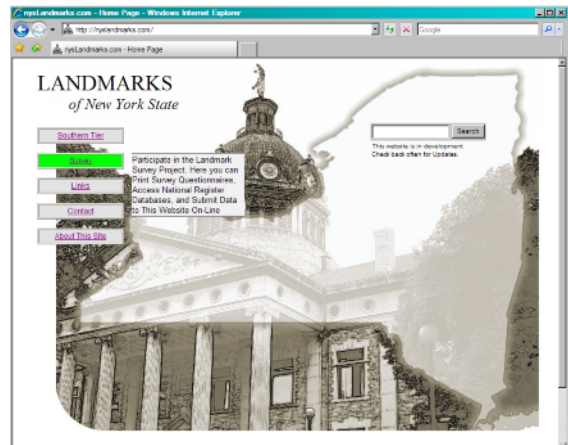


Submitting Survey Data to the Website

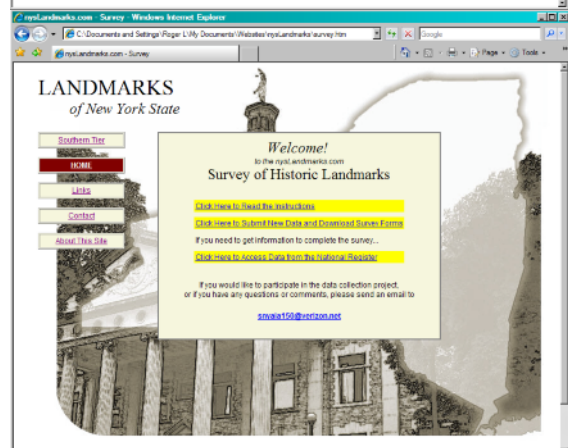
To submit landmark information or otherwise participate in the data collection project, from the Home Page click on “Survey”.



Three options appear:

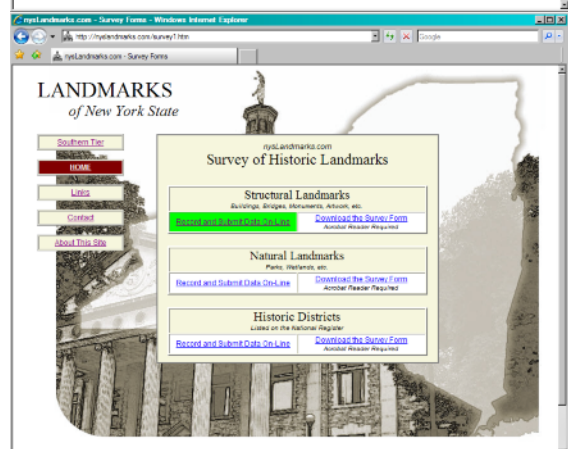
- Read the Instructions
- Submit new survey data and download survey forms
- Obtain survey information from the National Register of Historic Places

Click on “Submit New Survey Data”



Options to submit survey data or download survey forms appear for each of the three landmark types: Structural, Natural, and Historic District.

Click on “Record and Submit Data On-Line”.



A form appears.

Enter responses to questions as appropriate. It is not necessary to provide all responses, enter only as much information as is desired.

After entering the information, click on “Submit” to submit the form.

If desired, photos may be sent as attachments addressed to info@nyslandmarks.com.

It’s that easy!

Accessing the National Register

To obtain information for the Survey from the National Register, back at the Survey page click on “Click Here to Access Data from the National Register”.

Two options appear, with links to the two primary on-line sources of information from the National Register of Historic Places.

The first option provides a searchable database with complete descriptions of each landmark taken directly from the original National Register application forms.

The second option provides a brief summary of each landmark, grouped by county.

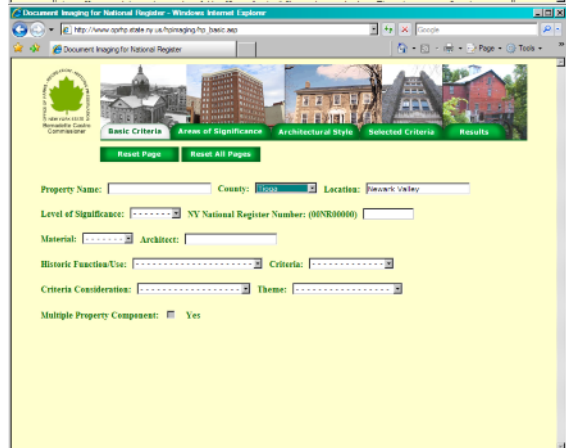
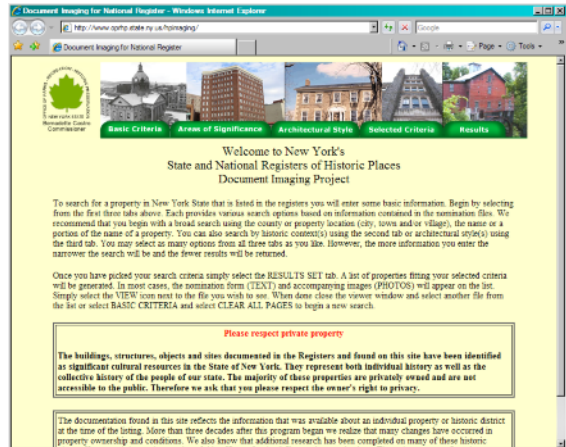
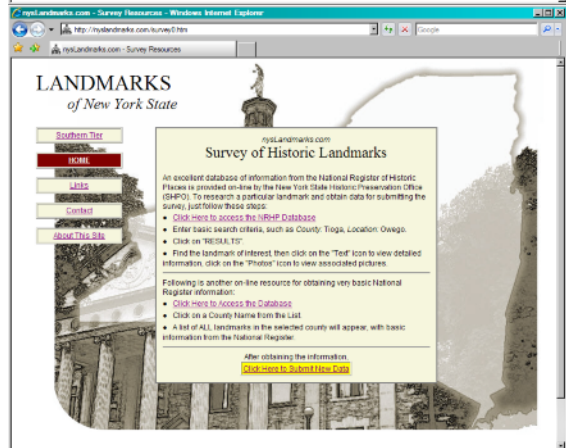
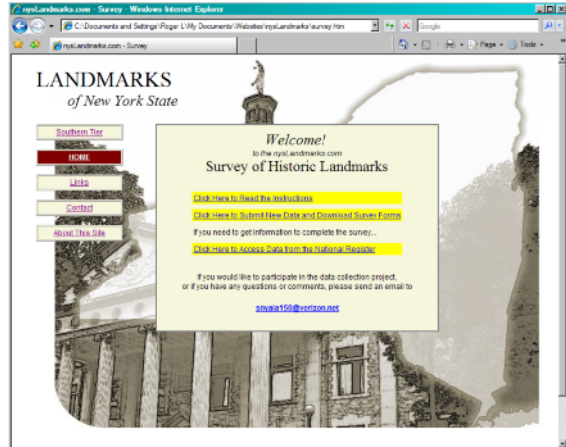
Click on the first option.

To locate a landmark or list of landmarks, click on “Basic Information”.

To view a list of all landmarks within a particular county, select the county from the drop-down menu.

To narrow the search, enter a township or landmark name if desired.

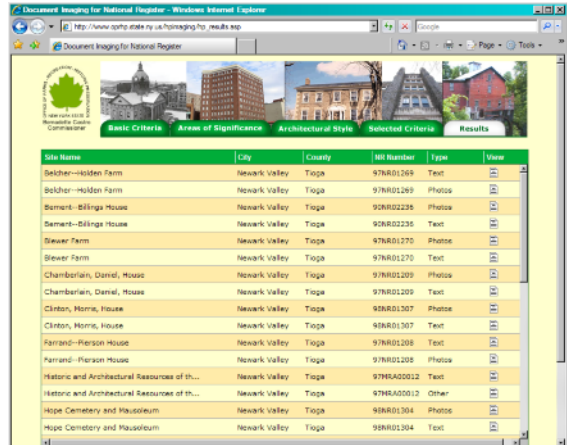
Click on the “Results” tab.



A list of landmarks appears.

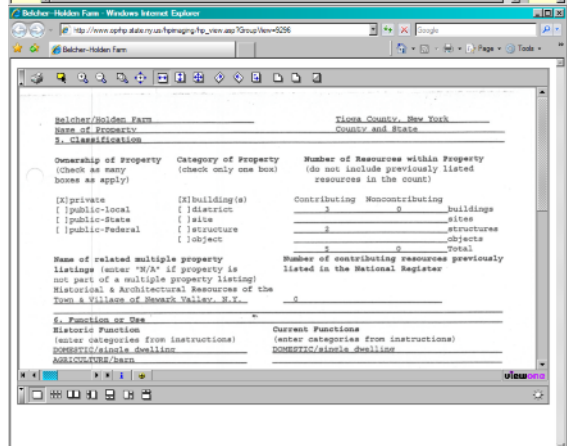
Each landmark appears with two entries, one containing text, the other, photos.

Select the desired landmark and click on the “Text” icon.

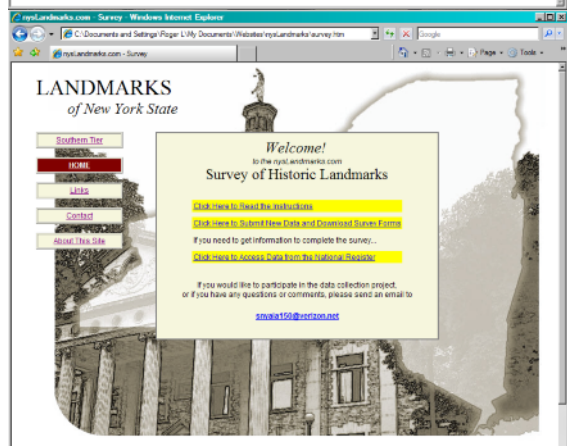


A scanned image of the original landmark application form appears.

Make note of pertinent information.



Return to the Survey page and click on “Click Here to Submit New Data”



Enter the information on the survey and submit the form.

